


## **Motorola DM4600 accessoire's**

Geplaatst op [29 april 2018](#) door [Raphael PDORAF](#)

De eerste setjes zijn uitgezet bij hun nieuwe gebruiker en de honger naar informatie is toegenomen. In dit stukje hebben wat informatie verzameld van andere amateurs die we graag met jullie willen delen.



De accessoire connector (PMLN5072) is bij een Nederlandse webshop [Lobocom](#) gevonden voor onder de 5 Euro.

Via deze connector kan USB, evt een microfoon en andere zaken als een speaker worden aangesloten

### **Pinout-Accessoireconnector**

**Table 3-1 Rear Accessory Connector Pin Functions**

Pin No.	Pin Name	Pin Function	Pin No.	Pin Name	Pin Function
1	USB+	USB + (Data)	14	Rx Audio	Receive Live Audio <sup>2</sup>
2	USB-	USB - (Data)	15	AUX Audio 2	PUBLIC Address 2
3	VBUS	USB Power (5V from USB accessory/cable)	16	GND	Ground
4	USB/MAP_ID GND	USB/MAP_ID Ground	17	GP5-1 (PTT)	5V Level GPIO, PTT Input <sup>1</sup>
5	MAP_ID_2	Accessory Identifier	18	GND	Ground
6	MAP_ID_1	Accessory Identifier	19	GP5-2 (Monitor)	5V Level GPIO, Monitor Input <sup>3</sup>
7	SW B+	Switched Battery Voltage	20	GP5-6	5V Level GPIO
8	PWRGND	Ground	21	GP5-3	5V Level GPIO, Channel Activity Function
9	SPKR-	Speaker - (3.2 ohm minimum impedance)	22	GP5-7	5V Level GPIO
10	SPKR+	Speaker + (3.2 ohm minimum impedance)	23	EMERGENCY	Emergency Switch Input
11	Tx Audio	Rear External Microphone Input <sup>4</sup>	24	GP5-8	5V Level GPIO
12	Audio GND	Audio Ground	25	IGN SENSE	Ignition Sense <sup>5</sup>
13	AUX Audio 1	PUBLIC Address 1	26	VIP-1	12V Tolerant, 5V GPIO, External Alarm

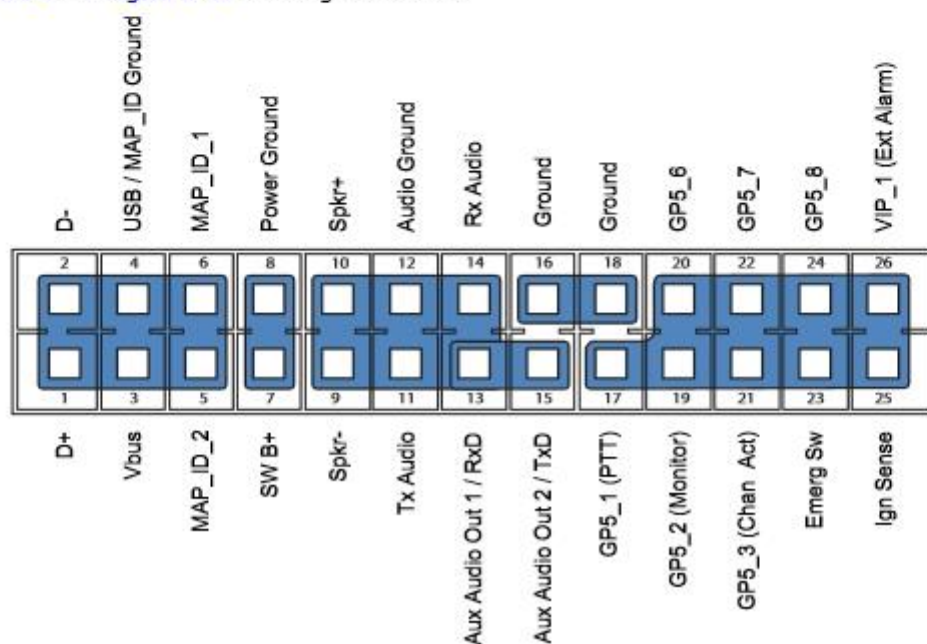
<sup>1</sup> Pulling this line to ground will activate PTT function, activating the AUX\_MIC input.

<sup>2</sup> Fixed level (independent of volume level) received audio signal, including alert tones. Flat or de-emphasis are programmed by CPS. Output voltage is approximately 330 mVrms per 1kHz of deviation.

<sup>3</sup> This input is used to detect when a rear microphone accessory is taken off-hook, to override PL to alert the user to busy traffic prior to transmitting.

<sup>4</sup> This microphone signal is independent of the microphone signal on the front microphone connector. The nominal input level is 80mVrms for 60% deviation. The DC impedance is 660 ohms and the AC impedance is 560 ohms.

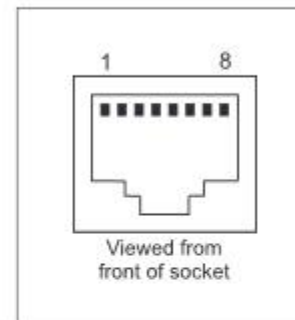
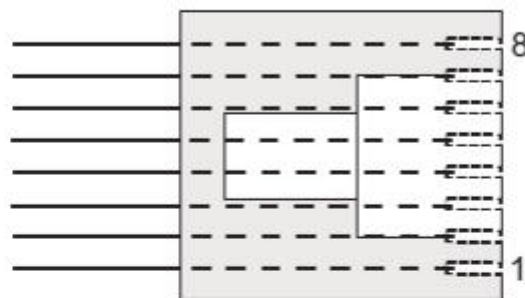
<sup>5</sup> See Figure 2-3 and Figure 2-12 for wiring information.



**Figure 3-2 Pin Configuration of Rear Accessory Connector (as viewed from the rear of the radio)**

## **Aansluitschema (tafel of hand) microfoon**

The microphone connector is an RJ-45 (SK3). This provides an interface for PTT and microphone as per the table below:



RJ-45 (8P8C) Plug  
Viewed with tab on top

Pin Number	Description	Level / Sensitivity
1 & 2	Not Connected	
3	PTT	Pull down to activate
4	Microphone	Bias voltage 12V
5	Ground	0V
6	Hook	Via LK4 to MON (Not implemented)
7 & 8	Not connected	

These pin outs match Motorola Desk Microphone HMN3000B-4273 and RMN5068A RJ-45 microphone signal is independent of the microphone signal on the front microphone connector. The level is 80mV RMS for 60% deviation, but can also support 300 mV RMS. The DC impedance is 560 Ohms. The level adjustment is a recessed, screwdriver adjustable, volume control on the rear panel. Please note that the RMN5068A has an eight way dip switch in the base of the microphone stand to be in the DOWN position.



Op [ebay is de hand-microfoon RMN5052A](#) voor rond de 20 Euro te koop. Deze is geschikt voor de Motorola DM4600 en kan gewoon aan de voorzijde van de set worden aangesloten.



We hopen dat iedereen er veel plezier aan gaat beleven en dat deze informatie hier aan kan bijdragen.

73s

PDoRAF